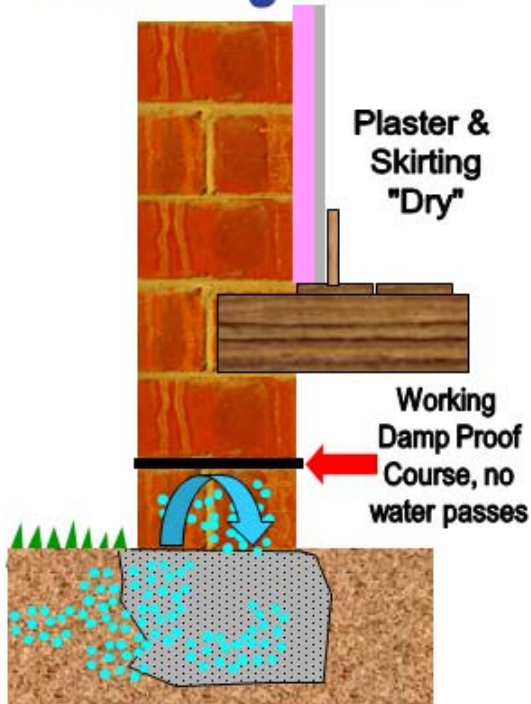


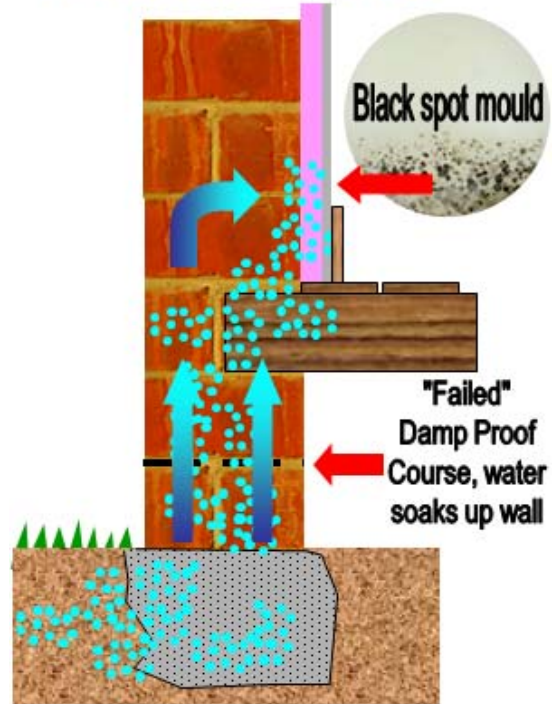
# 1. Rising Damp

Nothing to do with the Seventies sitcom! No this is where your home draws water up from the ground like a sponge. Usually caused by failure of the "Damp Proof Course", this provides a ready source of moisture for black spot mould to take hold.

## "Working" DPC

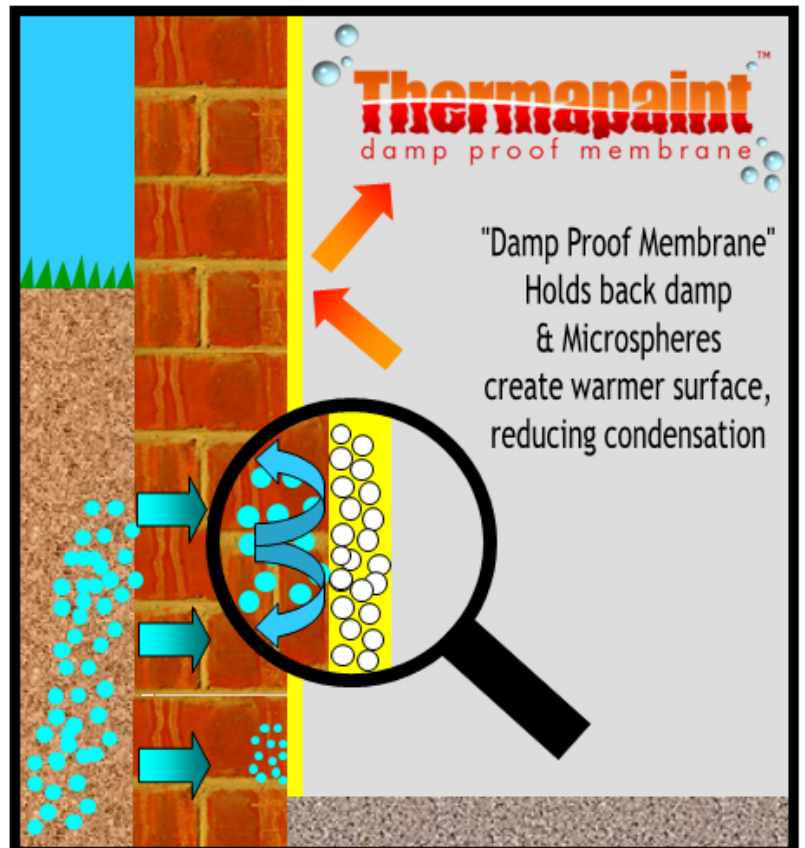


## "Failed" DPC



### Solution:

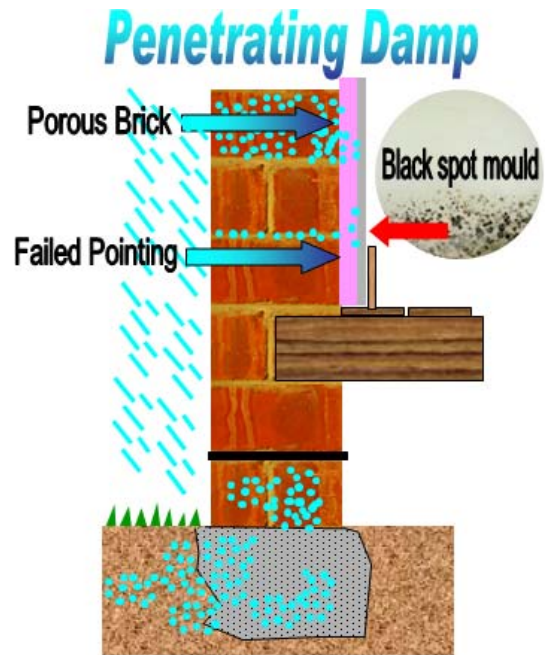
- Tackle the Cause: Engage one of our "Kingfisher Approved DPC Contractors" to carry out remedial Chemical injection of a new DPC. Please ring 01229 869 100 for details.
- Temporary: Kill the black mould with Kingfisher "Mould Cure". &
- Apply 2 x coats of Kingfisher "Thermapaint Liquid Membrane"
- If applying to bare masonry, you must apply Kingfisher "Anti-Sulphate Solution" to first neutralise ground water salt contamination which will otherwise "push off" the membrane.



### 3. Penetrating Damp

Cousin to rising damp, “penetrating damp” is where water is making its way “sideways” through your bricks and mortar. Typical causes include:

- Leaky gutters, or leaky gutter downpipes which constantly “feed” water onto one part of your wall until the masonry loses its natural water resistance because it never gets to dry out.
- Failed “Pointing”. The masonry between your bricks/stone or “Pointing” is vulnerable over time to weathering and the freeze/thaw cycle. Ultimately cracks open up which allow rainwater to seep through.
- “Porous” brick or stone. Sometimes elderly bricks and soft stonework can reach “saturation” after years of weathering. This allows water to leach through into the house.



#### Solution:

- Tackle Cause:** Stop the moisture coming through the wall by repairing the pointing using Kingfisher “Pointing Solution” in your cement mix and then treating the external wall (including the repaired pointing) with Kingfisher “Extreme Climate” or “Superseal”. These products form an invisible shield, forcing water to “bead up” and run off the wall rather than being absorbed.
- Tackle Symptoms:** Kill the black mould with Kingfisher “Mould Cure”. &
- Apply 2 x coats of Kingfisher “Thermapaint Damp Proof Paint”**

